

The CDS-300 and 302 Series

Composite Switcher Distribution Systems

The Next Generation of Composite Switching and Distribution...

The CDS-300 and 302 Composite Audio Switcher/Distribution Systems are the composite switching and distribution solution. Both units features a completely D.C. coupled signal path for excellent stereo performance. Next is an RBDS loopthrough feature that allows either of the two inputs to be routed to an RBDS generator for pilot lock and sub carrier generation. The RBDS output can then be reinserted to feed the distribution system. Input termination and balancing are done easily at the rear panel with the flick of a switch. These units work anywhere in the world as their power entry is designed to accept most power sources. Remote control and status are available at the rear panel. The CDS-300 is a standard two input switcher. The CDS-302 is identical to the CDS-300 but features a silence sensor for automatic switching of inputs when predetermined silence is detected.



+ The Rest of the Story ...



*These units were designed with the future in mind. There is an auxiliary port available on the main pc board that can accept optional modules that will allow you to interface virtually any signal configuration to the composite or digital input of an exciter. Changing broadcast technology and tight budgets mean solutions must be had for low cost. Now, with the series of auxiliary modules available for both units, you can interface most any signal to any exciter. You might still be running a composite STL along side a new digital codec. The digital system is your main and your STL is a back up. With the **DTC-1 AES input module** you can switch both to a composite input of a pair of exciters. Or maybe you already own a digital input exciter but still want to use your old composite STL or composite output audio processor. This is no problem either. The **CTD-1 composite to AES module** allows you to switch two composite sources by converting them into an AES3 stream that can be fed to two digital input exciters. The composite analog outputs are also available at the output of the DA for application to composite input equipment. You might have a left and right output from a processor or codec that you would like to have as a composite source for your exciter. Use the **SGM-1 stereo generator module** for this application. Perhaps you have a composite signal that you desire to decode back to left and right. Use the **SDM-1 stereo decoder** module to decode the output of the internal switcher for this purpose.*

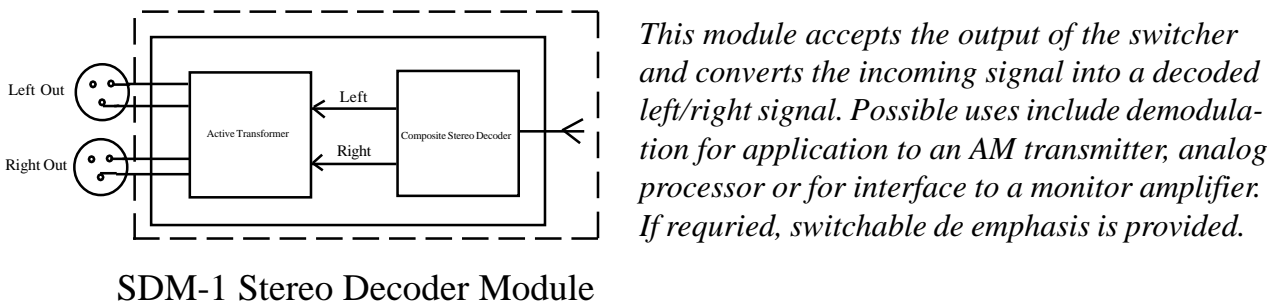
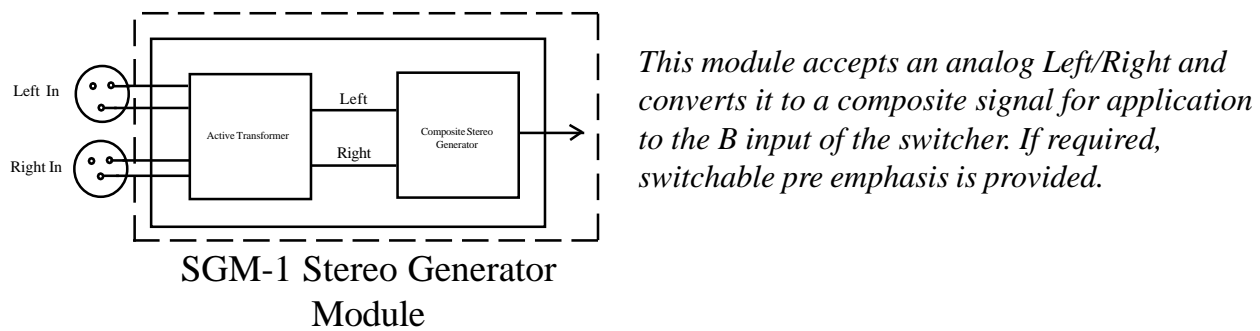
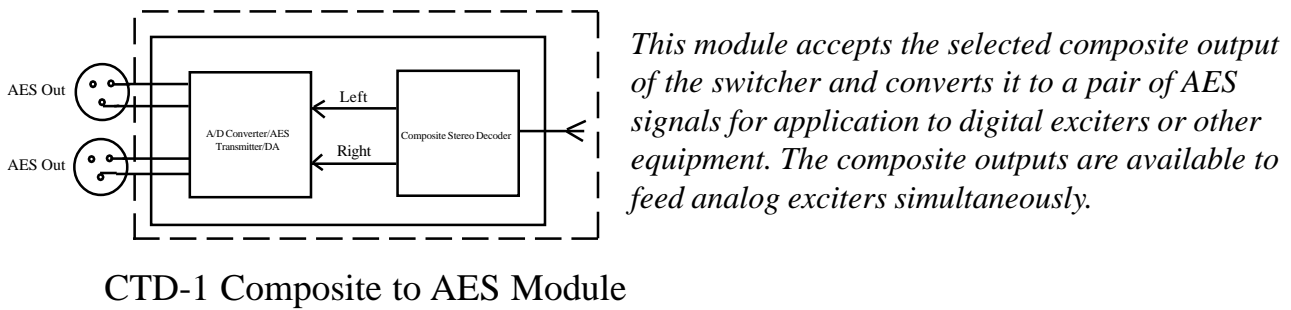
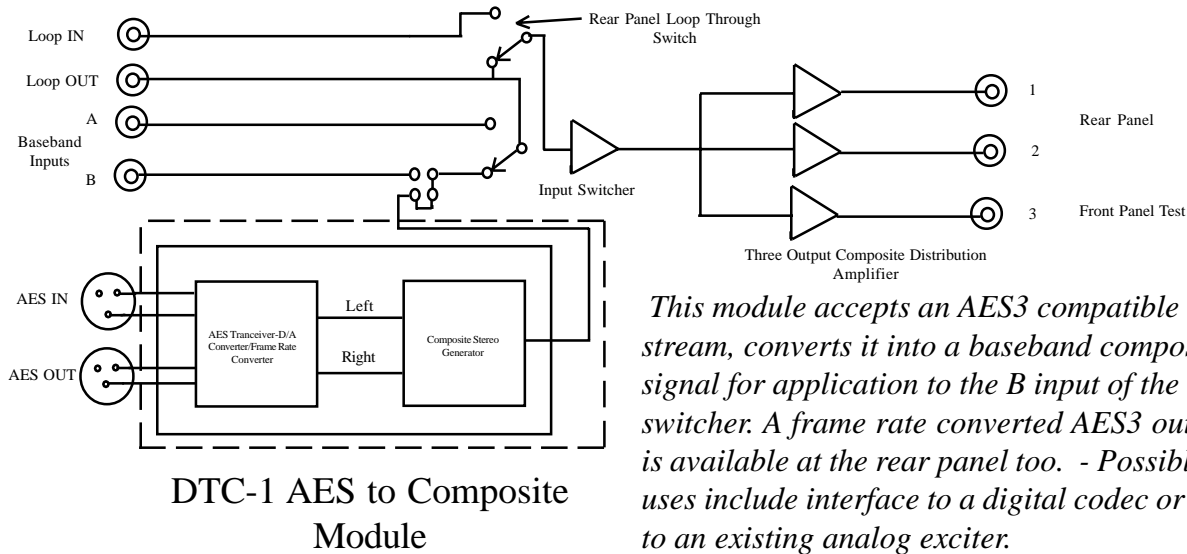
Both units can be ordered with or without auxiliary module, the choice is yours. The system configuration can be changed later by simply installing the desired module. BDI is a leader in composite/digital switching and distribution products. Call us today for your application requirements. Call your local broadcast dealer for pricing and delivery.



Broadcast Devices, Inc.

5 Crestview Avenue, Cortlandt Manor, NY 10567 Tel. (914) 737-5032 Fax (914) 736-6916
email: Sales@Broadcast-Devices.com Website: www.Broadcast-Devices.com

System Simplified Block Diagram and Optional Modules



Technical Specifications

Inputs:	2-Balanced or unbalanced 10K or 50 ohm input
Outputs:	3- Unbalanced 50 ohm, two rear panel 1 front panel
Maximum Output Level:	10 V Peak to Peak into 50 Ohm load all outputs
Switchable Loop through	Routes output of the switcher to a rear panel BNC connector for application to external RDS generator. Second BNC connector accepts output of RDS generator which is routed to the distribution amplifier
Frequency Response:	+/- 0.1 dB from 20 Hz. to 100 KHz.
Total Harmonic Distortion:	Less than 0.02 % @ 400 Hz.
Signal to Noise Ratio:	80 dB or greater referenced to 3.5 V P to P Output
Remote Control:	Via 9 Pin D connector. Channel Selection and Dry contact NO/C/NC status.
Silence Sensor Delay:	30 or 60 Seconds user defined (CDS-302 only)
Power Requirements:	120/240 VAC @0.25A. 50-60 Hertz.
Physical Dimensions:	19" W X 10" D X 1.75"H Standard EIA 1 Rack unit.
Environmental:	0 - 60 degrees C. non condensing atmosphere

The above specifications are identical for both the CDS-300 and CDS-302 except where noted.



Broadcast Devices, Inc.

5 Crestview Avenue, Cortlandt Manor, NY 10567 Tel. (914) 737-5032 Fax (914) 736-6916
email: Sales@Broadcast-Devices.com Website: www.Broadcast-Devices.com

Authorized Distributor: